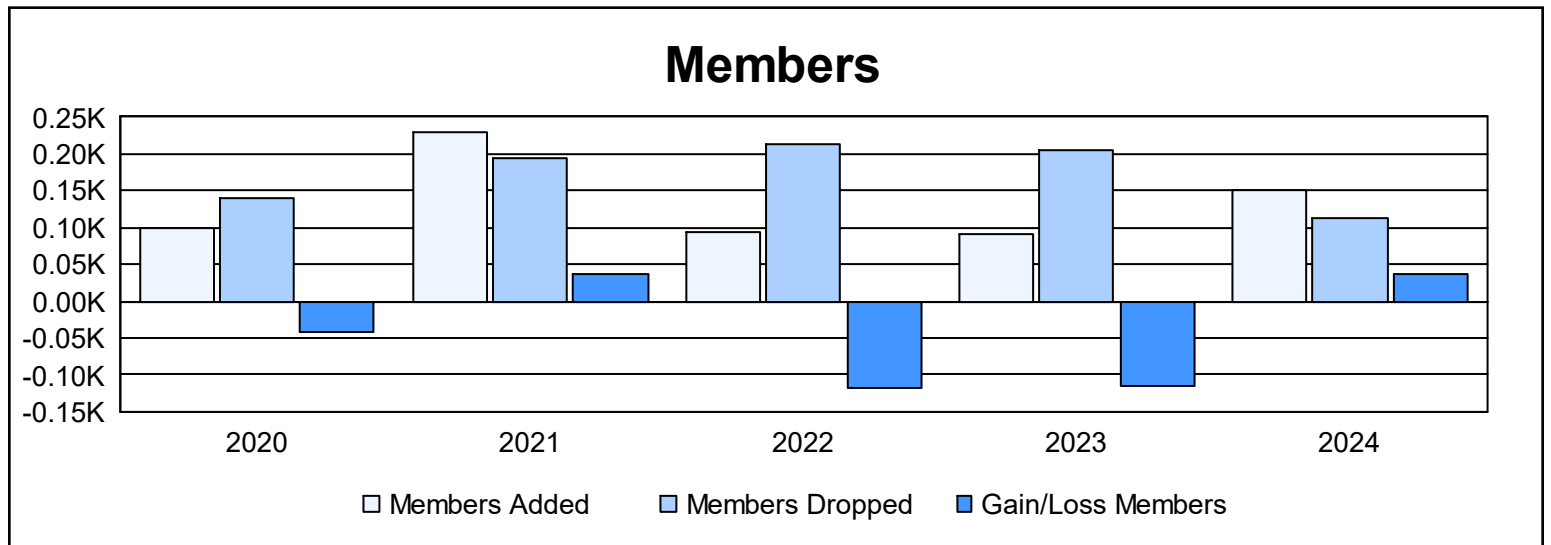
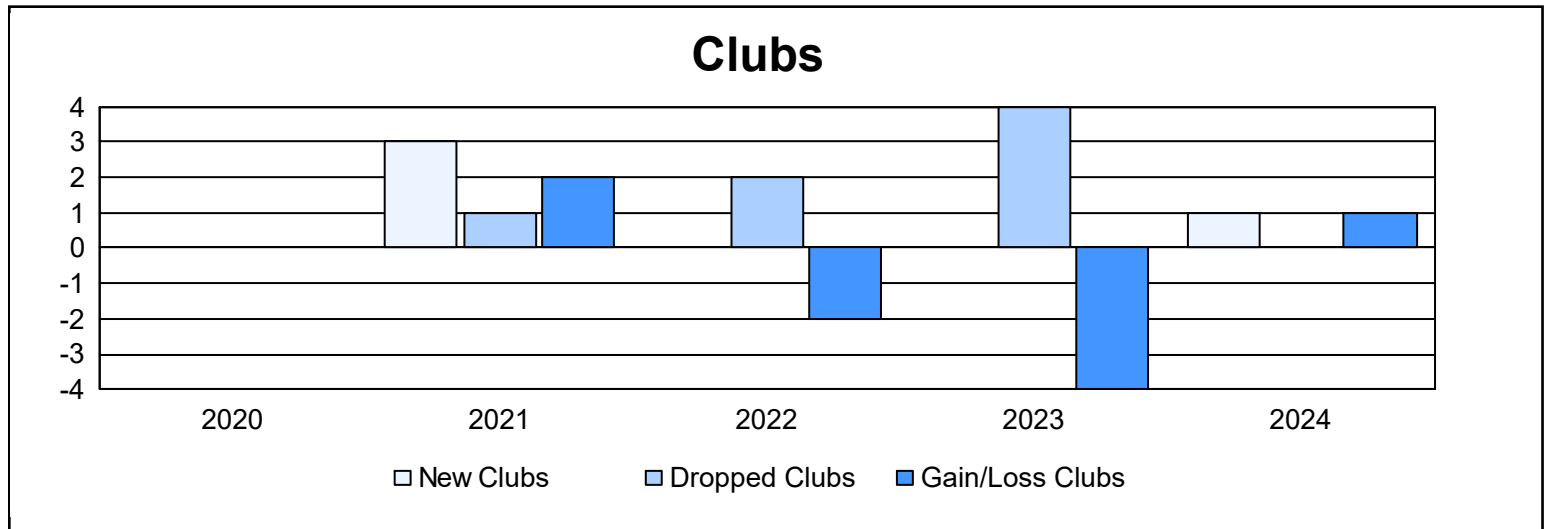
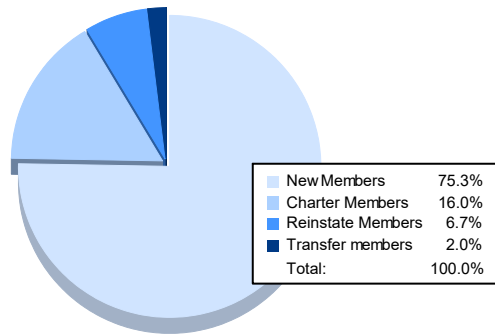


Year	New Clubs	Dropped Clubs	Gain/ Loss Clubs	New Members	Charter Members	Reinstate Members	Transfer Members	Total Member Added	Total Members Dropped	Gain/ Loss Members
2019-2020	0	0	0	89	0	2	7	98	141	-43
2020-2021	3	1	2	134	87	3	5	229	193	36
2021-2022	0	2	-2	80	2	4	7	93	212	-119
2022-2023	0	4	-4	84	1	0	6	91	205	-114
2023-2024	1	0	1	113	24	10	3	150	114	36
<b>Average</b>	<b>1</b>	<b>1</b>	<b>-1</b>	<b>100</b>	<b>23</b>	<b>4</b>	<b>6</b>	<b>132</b>	<b>173</b>	<b>-41</b>



### Membership Composition June 2024 Cumulative



### Gender Composition June 2024 Cumulative

